



get into a new landmark

Sharada Padmalaya

Tirunelveli



Marketed by:



Homeway Properties

Cell: 9842104740 | 9655224740

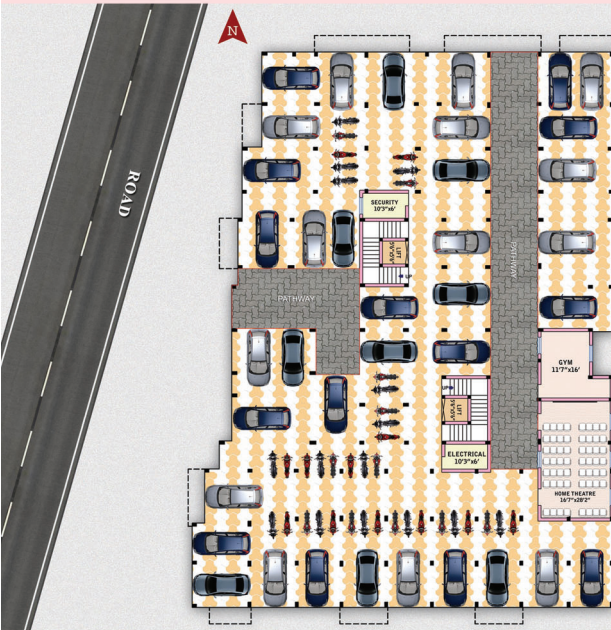
e-mail: homewayproperties7@gmail.com

www.homewayproperties.com



get into a new landmark

Parking Floor Plan



Marketed by:



Homeway Properties

Cell: 9842104740 | 9655224740

e-mail: homewayproperties7@gmail.com

www.homewayproperties.com

Typical Floor Plan




get into a new landmark
Sharada Padmalaya
 Tirunelveli

Salient Features :

- Walkable Distance from City Main Bus Stand.
- Nearer to Major Banks, ATM's & Hospitals.
- Surrounded by Shopping areas, Mega Mart, Big Bazaar & Tennis Court.

Special Aspects :

- M20 Concrete & Fe500 Steel
- Legrand / MK Modular Switches
- Jaquar or Equivalent Brand CP fittings
- Hindware or Equivalent brand Wall hang - Concealed cistern Sanitary fittings
- Kajaria or Equivalent brand Vitrified Tiled flooring
- Individual Car Parking
- Covered Loft & Cupboard
- Modular Kitchen with Chimney
- Gym & Home Theatre
- Johnson or Equivalent brand Lifts
- Stand by Generator for Lift & Common Lighting



Marketed by:

Homeway
 Connect with Future

Homeway Properties

Cell: 9842104740 | 9655224740

e-mail: homewayproperties7@gmail.com

www.homewayproperties.com

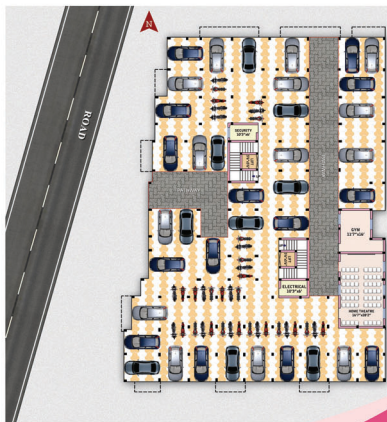


get into a new landmark
Sharada Padmalaya
 Tirunelveli

Typical Floor Plan



Parking Floor Plan



Marketed by:



Homeway Properties

Cell: 9842104740 | 9655224740

e-mail: homewayproperties7@gmail.com

www.homewayproperties.com